



مدارس دارة السلام العالمية- الرياض

**Daratassalam International,  
Delhi Public School – Riyadh**



**Holiday Homework (2024-2025)**


**Grade: I**



**HOLIDAY HOMEWORK  
GRADE - 1 (2024-2025)**

**NAME:** \_\_\_\_\_

**CLASS:** \_\_\_\_\_



# SUMMER HOLIDAY HOMEWORK -2024

## 01 ENGLISH

2 Worksheets on Nouns

English Comprehension Book - Lesson 3

**Reading:**

English Enrichment Reader -Lesson 2

## 02 MATH

3 Worksheets of Math

Math's Textbook Page number (99,100, 101,105,106,107,108, 109 and 112)

## 03 EVS

Textbook page no.49(Activity-A) paste in the activity book.

**Note: Project should be based on child's activity.**

## 04 HINDI

Sulekh Lekhan

Pages 2- 10

## 05 URDU

4 letter Worksheets

Read textbook Pages 14,15,16,17

## 06 ART

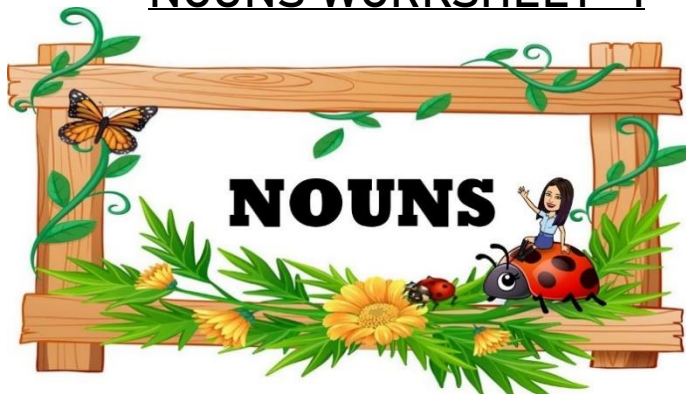
Pages 22,24,25,31



**Holiday Homework will be available on the school website.**

**[www.dpsriyadh.org](http://www.dpsriyadh.org)**


ENGLISH  
NOUNS WORKSHEET -1



**A noun is a name of a person, place, animal or thing.**

**I. Underline the nouns in the given sentences: -**

- a. The store is open on Sunday.
- b. Chips are my favourite snacks.
- c. The boy is playing at the beach.
- d. The car was in front of the house.
- e. Tina was going to catch the ball.
- f. I got two books from the library.
- g. We saw a mango leaf fall.
- h. The cat chased a mouse.
- i. The doctor gave me medicine.
- j. John plays the guitar.



**II. Circle the nouns in each sentence.**

1. The dog is walking in the park.
2. Mary jumped over the small pond.
3. The hen eats grains.
4. The fish is in the aquarium.
5. Saad like to eat apples.
6. Five little monkeys climbed the tree.
7. I want to paint a picture for my mother.
8. A box of chocolates is on the table.
9. The farm is full of chickens and ducks.
10. I will donate my toys to the school.



## NOUNS WORKSHEET -2

### III. Fill in the blanks with suitable nouns: -

cake	sun	hair
car	elephant	doctor

1. An \_\_\_\_\_ is a huge animal.

2. My red \_\_\_\_\_ is new.

3. Sara has long \_\_\_\_\_.

4. Mother baked a \_\_\_\_\_ for me.

5. The \_\_\_\_\_ is shining brightly.

6. My uncle is a \_\_\_\_\_.





**SUBJECT - MATH**  
**WORKSHEET -1**

**I. Write the numbers in ascending order:-**

- |    |                |                      |                      |                      |                      |
|----|----------------|----------------------|----------------------|----------------------|----------------------|
| 1. | 19, 89, 57, 75 | <input type="text"/> | <input type="text"/> | <input type="text"/> | <input type="text"/> |
| 2. | 88, 99, 19, 90 | <input type="text"/> | <input type="text"/> | <input type="text"/> | <input type="text"/> |
| 3. | 55, 60, 65, 56 | <input type="text"/> | <input type="text"/> | <input type="text"/> | <input type="text"/> |
| 4. | 42, 12, 34, 84 | <input type="text"/> | <input type="text"/> | <input type="text"/> | <input type="text"/> |
| 5. | 80, 89, 90, 98 | <input type="text"/> | <input type="text"/> | <input type="text"/> | <input type="text"/> |

**II. Write the numbers in descending order:-**

- |    |                |                      |                      |                      |                      |
|----|----------------|----------------------|----------------------|----------------------|----------------------|
| 1. | 9, 19, 17, 75  | <input type="text"/> | <input type="text"/> | <input type="text"/> | <input type="text"/> |
| 2. | 88, 79, 21, 70 | <input type="text"/> | <input type="text"/> | <input type="text"/> | <input type="text"/> |
| 3. | 25, 40, 15, 51 | <input type="text"/> | <input type="text"/> | <input type="text"/> | <input type="text"/> |
| 4. | 2, 13, 24, 48  | <input type="text"/> | <input type="text"/> | <input type="text"/> | <input type="text"/> |
| 5. | 70, 99, 90, 98 | <input type="text"/> | <input type="text"/> | <input type="text"/> | <input type="text"/> |

**SUBJECT – MATH**  
**ADDITION WORKSHEET-2**

**I-Add the following:-**

**T O**

**4 1**

**+ 2 6**

**T O**

**5 3**

**+ 2 1**

**T O**

**4 4**

**+ 3 2**

**T O**

**1 6**

**+ 7 0**

**T O**

**1 3**

**+ 3 3**

**T O**

**8 0**

**+ 1 8**

**T O**

**1 5**

**+ 2 3**

**T O**

**0 3**

**+ 4 4**

**T O**

**2 0**

**+ 5 9**

**T O**

**3 8**

**+ 6 1**

**T O**

**5 2**

**+ 1 2**

**T O**

**8 5**

**+ 1 3**






**SUBJECT - MATH**  
**ADDITION WORKSHEET -3**  
**WORD PROBLEM:**

<b>a) Lisa has 16 stickers. Riya gave her 2 more. How many stickers does Lisa have now?</b> <b><u>Ans:</u></b>		<b><u>T</u></b>	<b><u>O</u></b>

<b>b) Bran has 12 pets. Sam has 7 pets. How many pets do they have altogether?</b> <b><u>Ans:</u></b>		<b><u>T</u></b>	<b><u>O</u></b>



**c) A clown has 24 balloons. He blows up 10 more. How many balloons does he have ?**

T

O

**Ans:**

**d) 15 owls sat on a tree. 11 more owls joined them. How many owls sat on the tree?**

T

O

**Ans:**







مدارس دارة السلام العالمية- الرياض  
DELHI PUBLIC SCHOOL - RIYADH  
Work Sheet :



Subject	Grade	Ref. No	Topic
Urdu	I	12	ایک سے دس تک گنتی
Name :			Date :

الفاظ	بند سے	No
_____	_____	1
_____	_____	2
_____	_____	3
_____	_____	4
_____	_____	5
_____	_____	6
_____	_____	7
_____	_____	8
_____	_____	9
_____	_____	10

	مدارس دارۃ السلام العالمیۃ - الرياض DELHI PUBLIC SCHOOL - RIYADH				
	Work Sheet :				
	Subject	Grade	Ref. No		Topic
	Urdu	I	14		چار حرفی الفاظ کے جملے
Name :			Date :		

ن - جملے بنائیے۔

کتاب -

-----

آرام -

-----

دماغ -

-----

گڑیا -

-----

گاڑی -

-----

آدمی -

-----

چوری-----  
-----  
-----  
لڑکے-----  
-----

سوال۔ دیے گئے الفاظ کی مدد سے خالی جگہ بھریے۔

بھولا      لکا      اند      باجا

راجا-----لایا۔

دادا-----لائے۔

ادپرچاند-----ہے۔

دولڑکے-----بھول رہے ہیں۔

## URDU WORKSHEET

### چهار حرفی الفاظ

- 1- رازق \_\_\_\_\_
- 2- اردو \_\_\_\_\_
- 3- وردی \_\_\_\_\_
- 4- ژوری \_\_\_\_\_
- 5- ادراک \_\_\_\_\_
- 6- درزی \_\_\_\_\_
- 7- دادی \_\_\_\_\_
- 8- دوات \_\_\_\_\_
- 11- مترآن \_\_\_\_\_
- 12- بارش \_\_\_\_\_
- 13- حدیس \_\_\_\_\_
- 14- چادر \_\_\_\_\_
- 15- پرچم \_\_\_\_\_



مدارس دارة السلام العالمية- الرياض

Delhi Public School -Riyadh

WORKSHEET-FENCH

Grade-1- (2024-2025)



1- Épelez les noms , (spell the names).

a. Marie

.....

b. Jean

.....

c. Pierre

.....

d. Paul

.....

e. Anne


.....

**2- Écrivez les noms sous les images, (Write the nouns under their photos )**

**( fleur , maison , glace , avion , zèbre )**



.....




.....



.....



.....



.....

**3- Remplissez les blanc, (fill in the blanks )**

É ..... le.

..... eu .....

L ..... re.

..... ag .....

Zè..... e .

o ..... n ..... E



**4- Écrivez les mots ,(write the words ).**

M.....

S.....

G.....

A.....

É.....

K.....

**5- Cochez les bonnes réponses,(tick the correct answers).**

	When we meet	when we leave
Salut	.....	.....
Au revoir	.....	.....
Bonjour	.....	.....
À demain	.....	.....
À bientôt	.....	.....

**6- Remplissez les blancs , ( fill in the blanks ).**

M ..... am .....

Sa ..... t

.....u R .....vo.....r

.....on..... u .....

.....é..... l.....

**7- Remplissez les blancs , ( fill in the blanks ).**

a- Boy : ....., Cloé .

Girl : ....., Pierre.

b- Man : Bonjour .....

Girl : ....., Monieur .

c- Teacher : .....,Jean .

Boy : Bonjour ,.....

**8- Reliez les colonnes , (Match the following ).**

a. Bonne

bientôt

b. Excusez-

chance

c. Au

plaît

d. À

moi

e. S'il vous

revoir

**9- Identifiez et écrivez , ( identify and write )**

**( voiture , horloge , livre , stylo , papillon )**



.....



.....



.....



.....



.....

10-Quelle salutations utilisez-vous?(Which greeting should you use ?)

( BONSOIR – BONNE NUIT – BONJOUR – APRÈS-MIDI )




.....



.....



.....



.....

**11-Remplissez les blancs ,(fill in the blanks).**

- a. B..... J.....
- b. ....O .....S..... R
- c. ....A .....A?
- d. M.....C.....
- e. ....R.....S- .....I.....I

**12-Cochez les bonnes réponses ,(Tick the right answers ).**

**Good evening**

**Bonjour .....**

**Bonsoir .....**

**Bonne nuit .....**

**See you tomorrow**

**À bientôt .....**

**Au revoir .....**

**À demain.....**

**Hi**

**Salut .....**

**Au revoir .....**

**Merci .....**

**I am fine**

**Ç a va mal .....**

**Ça va bien .....**

**Comme ci ,comme ça .....**

**13- Retrouvez les mots ,(Rearrange the letters to find the correct words) .**

**(BONSOIR – À BIENTÔT – SALUT – AU REVOIR – À DEMAIN – BONJOUR)**

- a. **JOURNOB** .....
- b. **TÔTNIEB À** .....
- c. **ADAMEM** .....
- d. **TULAS** .....
- e. **ERIOVR UA** .....
- f. **RIOSNOB** .....

**14- Écrivez en français,(write in French ) .**

**( Madame – Désolé – Salut – À bientôt – Merci – Bonjour )**

- a. **Hello** .....
- b. **See you soon** .....
- c. **Hi** .....
- d. **Thank you** .....
- e. **Madam** .....
- f. **Sorry** .....

**15-Reliez les visages avec les réponses (Match the faces with the replies).**



i. ça va très mal

ii. Comme ci comme ça

iii. Ça va bien

iv. Ça va super bien

v. ça va mal

**16-Reliez les images avec les bonnes salutations(Match the images with the correct greetings)**

Salut




Merci




Bonsoir



Au revoir







Happy  
Holidays

